

FIRG BC & BT SERIES

BULKHEAD MOUNTED FLAT FACE COUPLINGS

INTRODUCTION

Firmly mounting a coupling on a bulkhead or bracket has numerous benefits - the installation is tidier, more secure, less prone to vibration damage, etc. To meet the demands from OEMs for bulkhead mounting couplings, Holmbury offers two alternatives: FIRG BC Series couplings which are retained with circlips.

FIRG BT Series couplings which have threaded bodies and are retained with nuts and lock washers.

By using a male and female Bulkhead Mounting Coupling for flow and return, the possibility of an operator inadvertently cross coupling the hose lines is eliminated.

MATING COUPLINGS

BC & BT Series Couplings will connect with FIRG and A Series flat face couplings.

OPERATION

Bulkhead Mounted Male

Wipe the mating surfaces clean, push the female half onto the male, twist the sleeve and the coupling is locked. To release, align the ball and notch, pull back sleeve and the coupling springs apart.

Bulkhead Mounted Female

Wipe the mating surfaces clean, push male into female. To release, just pull the male firmly and the coupling will spring apart.

NOTE: Bulkhead mounted females must be piped with flexible hose to allow the body to move backwards during connection.

MATERIALS

Zinc plated steel, PTFE and nitrile seals.

PRESSURE RATINGS

Types BC and BT	Max working pressure coupled (bar)	Burst pressure coupled (bar)	Burst pressure male (bar)	Burst pressure female (bar)
FIRG 14	300	1200	1200	600
FIRG 38	300	1200	1200	600
FIRG 12	300	1200	1200	600

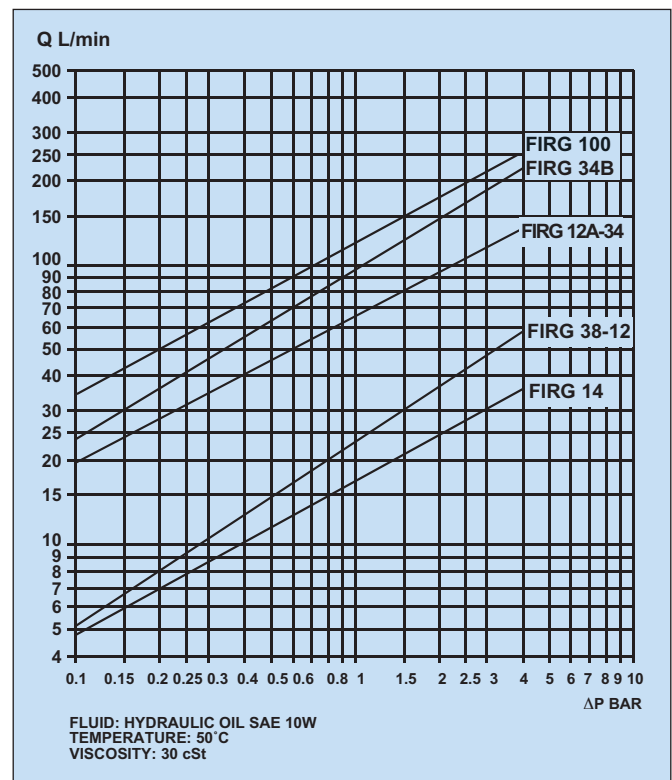
For sizes larger than 1/2" please contact the Holmbury Technical Office.



ABOVE: BC Series BELOW: BT Series

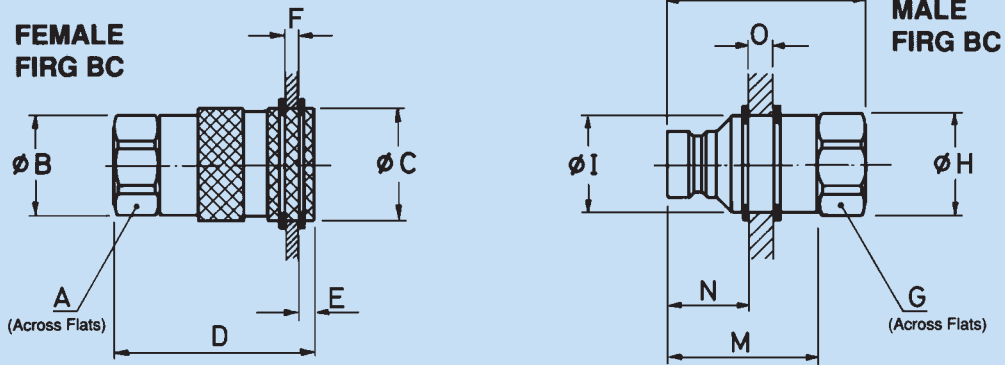


PRESSURE DROP CHARACTERISTICS



BULKHEAD MOUNTED, FLAT FACE COUPLINGS

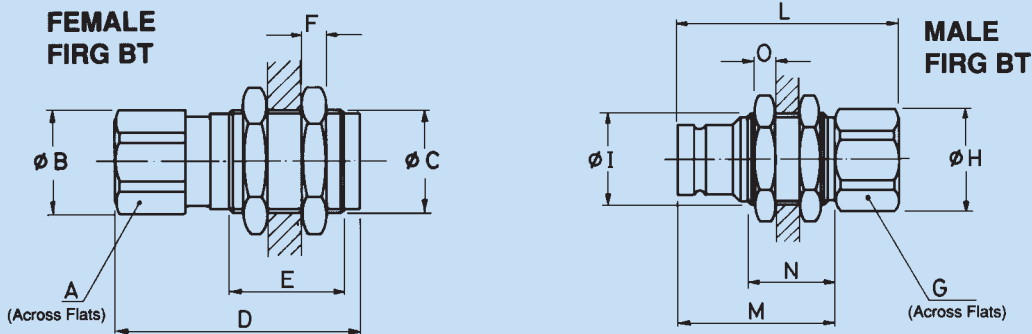
FIRG BC Series



Type & Size	Thread	A	B	C	D	E	F	G	H	I	L	M	N	O
FIRG 14 BC	1/4" BSP/NPT	22	24	30	48	8	6 - 15	22	25.5	23	48	36	18	6 - 15
FIRG 38 BC	3/8" BSP/NPT	27	29	32	64.5	8	6 - 20	24	26	23.5	60	41	23	6 - 15
FIRG 12 BC	1/2" BSP/NPT	27	29	32	69.5	8	6 - 20	27	29	23.5	62.5	41	23	6 - 15

For sizes larger than 1/2" please contact the Holmbury Technical Office.

FIRG BT Series



Type & Size	Thread	A	B	C	D	E	F	G	H	I	L	M	N	O
FIRG 14 BT	1/4" BSP/NPT	22	24	M30 x 1.5	48	24	6	22	25.5	M24 x 1.5	48	36	20	5
FIRG 38 BT	3/8" BSP/NPT	27	29	M32 x 1.5	64.5	28	6	27	29	M26 x 1.5	60	45	25	6
FIRG 12 BT	1/2" BSP/NPT	27	29	M32 x 1.5	69.5	28	6	27	29	M26 x 1.5	62.5	45	25	6

For sizes larger than 1/2" please contact the Holmbury Technical Office.

COUPLING ORDER CODE	*	FIRG **	*	*
	M= Male Coupling F= Female Coupling	Coupling Size	Coupling Series BT or BC	Thread BSP, NPT or SAE