



ALFORD CYLINDER PRODUCT INDEX

STROKE CONTROL SEGMENTS..... PAGE 1

BLACKLINE CYLINDERS – 2.50”, 3.00” BORE..... PAGE 2

BLACKLINE CYLINDERS – HD 3.00”, 3.50”, 4.00” & 4.50” BORE..... PAGE 3

BLACKLINE CYLINDERS – HD 5.00”, 6.00” BORES..... PAGE 4

GREENLINE CYLINDERS – 1.50”, 2.00” BORES..... PAGE 5

GREENLINE CYLINDERS – 2.50”, 3.00” BORES..... PAGE 6

GREENLINE CYLINDERS – 3.50”, 4.00” & 5.00” BORES.....PAGE 7

TOPLINK CYLINDERS.....PAGE 8

PINEYE CYLINDERS.....PAGE 9

VERSALINE CYLINDERS.....PAGE 10

RE – PHASING CYLINDERS – TR SERIES TITAN 2000..... PAGE 11

RE – PHASING CYLINDERS – TH SERIES TITAN 2000..... PAGE 12

RE – PHASING CYLINDERS – CR SERIES.....PAGE 13

RE – PHASING CYLINDERS – CH SERIES.....PAGE 14

ALFORD CYLINDER SPARE PARTS – PISTON SEALS, WEAR RINGS, WIPERS.....PAGE 15

ALFORD CYLINDER SPARE PARTS – GLAND SEALS, O RINGS, BACK UPS, SEAL KITS..... .PAGE 16

ALFORD CYLINDER SPARE PARTS – SEAL KITS, GLANDS.....PAGE 17

ALFORD CYLINDER SPARE PARTS – GLANDS, PISTONS, CAP NUTS.....PAGE 18

ALFORD CYLINDER SPARE PARTS – CAP NUTS, CLEVIS & PINS, LOCK NUTS, RODS.....PAGE 19

ALFORD CYLINDER SPARE PARTS – PISTON RODS.....PAGE 20

ALFORD CYLINDER SPARE PARTS – PISTON RODS.....PAGE 21

ALL ITEMS IN THIS PRICE LIST ARE NOT NECESSARILY AVAILABLE AT ALL TIMES.

WE RESERVE THE RIGHT TO ALTER DESIGN, SPECIFICATIONS, PRICE OR DISCONTINUE ANY PRODUCT WITHOUT PRIOR NOTICE.


FOR TECHNICAL AND DIMENSIONAL INFORMATION REQUEST APPROPRIATE PRODUCT BROCHURE.



ALFORD STROKE CONTROL SEGMENTS

MODEL	FITS SHAFT SIZES	SEGMENT WIDTHS	WEIGHT KG
96 / 97	1 3/4", 2"	1", 1 1/2", 2, 4 1/4"	1.75
98 / 99	1 1/8", 1 1/4", 1 3/8", 1 1/2"	3/4", 1", 1 1/4", 1 1/2"	0.91
98 / 99 SEG	1 1/8", 1 1/4", 1 3/8", 1 1/2"	4.25"	0.75

THE SIMPLEST AND MOST RELIABLE WAY TO CONTROL THE STROKE ON HYDRAULIC OR AIR CYLINDERS.



PRODUCT LIST


EFFECTIVE: APRIL 1, 2011



ALFORD "BLACKLINE" HYDRAULIC CYLINDERS

MODEL	BORE	STROKE	ROD DIAM.	CLOSED CENTRE	WEIGHT KG
AR25A04	2.50"	4"	1.50"	16.25"	9.75
AR25A06	2.50"	6"	1.50"	18.25"	10.60
AR25A08	2.50"	8"	1.50"	20.25"	11.50
AR25A10	2.50"	10"	1.50"	22.25"	12.40
AR25A12	2.50"	12"	1.50"	24.25"	13.30
AR25A14	2.50"	14"	1.50"	26.25"	14.20
AR25A16	2.50"	16"	1.50"	28.25"	15.00
AR25A18	2.50"	18"	1.50"	30.25"	15.90
AR25A20	2.50"	20"	1.50"	32.25"	16.80
AR25A22	2.50"	22"	1.50"	34.25"	17.70
AR25A24	2.50"	24"	1.50"	36.25"	18.60
AR25A26	2.50"	26"	1.50"	38.25"	19.50
AR25A28	2.50"	28"	1.50"	40.25"	20.40
AR25A30	2.50"	30"	1.50"	42.25"	21.30
AR25A36	2.50"	36"	1.50"	48.25"	23.90
AR25A42	2.50"	42"	1.50"	54.25"	26.50
AR25A48	2.50"	48"	1.50"	60.25"	29.10
AR30A04	3.00"	4"	1.50"	16.25"	12.60
AR30A06	3.00"	6"	1.50"	18.25"	13.70
AR30A08	3.00"	8"	1.50"	20.25"	14.80
AR30A10	3.00"	10"	1.50"	22.25"	15.90
AR30A12	3.00"	12"	1.50"	24.25"	17.00
AR30A14	3.00"	14"	1.50"	26.25"	18.10
AR30A16	3.00"	16"	1.50"	28.25"	19.25
AR30A18	3.00"	18"	1.50"	30.25"	20.35
AR30A20	3.00"	20"	1.50"	32.25"	21.50
AR30A22	3.00"	22"	1.50"	34.25"	22.60
AR30A24	3.00"	24"	1.50"	36.25"	23.70
AR30A26	3.00"	26"	1.50"	38.25"	24.80
AR30A28	3.00"	28"	1.50"	40.25"	26.00
AR30A30	3.00"	30"	1.50"	42.25"	27.10
AR30A36	3.00"	36"	1.50"	48.25"	30.50
AR30A42	3.00"	42"	1.50"	54.25"	33.80
AR30A48	3.00"	48"	1.50"	60.25"	37.15

PINS AND CLIPS INCLUDED IN CYLINDER PRICE – STANDARD 1.00" DIAM.



PRODUCT LIST

EFFECTIVE: APRIL 1, 2011

**ALFORD "BLACKLINE" HYDRAULIC CYLINDERS**

MODEL	BORE	STROKE	ROD DIAM.	CLOSED CENTRE	WEIGHT KG
HD30A08	3.00"	8"	1.75"	20.25"	17.15
HD30A12	3.00"	12"	1.75"	24.25"	19.65
HD30A16	3.00"	16"	1.75"	28.25"	22.15
HD30A18	3.00"	18"	1.75"	30.25"	23.40
HD30A20	3.00"	20"	1.75"	32.25"	24.65
HD30A24	3.00"	24"	1.75"	36.25"	27.20
HD30A30	3.00"	30"	1.75"	42.25"	31.00
HD30A36	3.00"	36"	1.75"	48.25"	34.80
HD30A42	3.00"	42"	1.75"	54.25"	38.60
HD30A48	3.00"	48"	1.75"	60.25"	42.40
AR35A06	3.50"	6"	1.75"	18.25"	22.20
AR35A08	3.50"	8"	1.75"	20.25"	23.60
AR35A10	3.50"	10"	1.75"	22.25"	25.00
AR35A12	3.50"	12"	1.75"	24.25"	26.40
AR35A14	3.50"	14"	1.75"	26.25"	27.80
AR35A16	3.50"	16"	1.75"	28.25"	29.20
AR35A18	3.50"	18"	1.75"	30.25"	30.60
AR35A20	3.50"	20"	1.75"	32.25"	32.00
AR35A24	3.50"	24"	1.75"	36.25"	34.80
AR35A30	3.50"	30"	1.75"	42.25"	39.00
AR35A36	3.50"	36"	1.75"	48.25"	43.20
AR35A42	3.50"	42"	1.75"	54.25"	47.40
AR35A48	3.50"	48"	1.75"	60.25"	51.60
AR40A08	4.00"	8"	1.75"	20.25"	23.00
AR40A12	4.00"	12"	1.75"	24.25"	26.00
AR40A16	4.00"	16"	1.75"	28.25"	29.00
AR40A18	4.00"	18"	1.75"	30.25"	30.50
AR40A20	4.00"	20"	1.75"	32.25"	32.00
AR40A24	4.00"	24"	1.75"	36.25"	35.00
AR40A30	4.00"	30"	1.75"	42.25"	39.50
AR40A36	4.00"	36"	1.75"	48.25"	44.00
AR40A42	4.00"	42"	1.75"	54.25"	48.50
AR40A48	4.00"	48"	1.75"	60.25"	53.00
AR45A08	4.50"	8"	2.00"	20.25"	T.B.A.
AR45A12	4.50"	12"	2.00"	24.25"	T.B.A.
AR45A16	4.50"	16"	2.00"	28.25"	T.B.A.
AR45A18	4.50"	18"	2.00"	30.25"	T.B.A.
AR45A20	4.50"	20"	2.00"	32.25"	T.B.A.
AR45A24	4.50"	24"	2.00"	36.25"	T.B.A.
AR45A30	4.50"	30"	2.00"	42.25"	T.B.A.
AR45A36	4.50"	36"	2.00"	48.25"	T.B.A.
AR45A42	4.50"	42"	2.00"	54.25"	T.B.A.
AR45A48	4.50"	48"	2.00"	60.25"	T.B.A.

PINS AND CLIPS INCLUDED IN CYLINDER PRICE – STANDARD 1.00" DIAM.

PRODUCT LIST

EFFECTIVE: APRIL 1, 2011

**ALFORD "BLACKLINE" HYDRAULIC CYLINDERS**

MODEL	BORE	STROKE	ROD DIAM.	CLOSED CENTRE	WEIGHT KG
HD50A08	5.00"	8"	2.00"	22.25"	36.40
HD50A12	5.00"	12"	2.00"	26.25"	40.10
HD50A16	5.00"	16"	2.00"	30.25"	43.90
HD50A18	5.00"	18"	2.00"	32.25"	45.70
HD50A20	5.00"	20"	2.00"	34.25"	47.60
HD50A24	5.00"	24"	2.00"	38.25"	51.30
HD50A30	5.00"	30"	2.00"	44.25"	57.00
HD50A36	5.00"	36"	2.00"	50.25"	62.60
HD50A42	5.00"	42"	2.00"	56.25"	68.20
HD50A48	5.00"	48"	2.00"	62.25"	73.80

PINS AND CLIPS INCLUDED IN CYLINDER PRICE – STANDARD 1.25" DIAM

AR60A08	6.00"	8"	3.00"	27.25"	T.B.A.
AR60A12	6.00"	12"	3.00"	31.25"	T.B.A.
AR60A16	6.00"	16"	3.00"	35.25"	T.B.A.
AR60A18	6.00"	18"	3.00"	37.25"	T.B.A.
AR60A20	6.00"	20"	3.00"	39.25"	T.B.A.
AR60A24	6.00"	24"	3.00"	43.25"	T.B.A.
AR60A30	6.00"	30"	3.00"	49.25"	T.B.A.
AR60A36	6.00"	36"	3.00"	55.25"	T.B.A.
AR60A42	6.00"	42"	3.00"	61.25"	T.B.A.
AR60A48	6.00"	48"	3.00"	67.25"	T.B.A.

AR60A08	6.00"	8"	4.00"	27.25"	T.B.A.
AR60A12	6.00"	12"	4.00"	31.25"	T.B.A.
AR60A16	6.00"	16"	4.00"	35.25"	T.B.A.
AR60A18	6.00"	18"	4.00"	37.25"	T.B.A.
AR60A20	6.00"	20"	4.00"	39.25"	T.B.A.
AR60A24	6.00"	24"	4.00"	43.25"	T.B.A.
AR60A30	6.00"	30"	4.00"	49.25"	T.B.A.
AR60A36	6.00"	36"	4.00"	55.25"	T.B.A.
AR60A42	6.00"	42"	4.00"	61.25"	T.B.A.
AR60A48	6.00"	48"	4.00"	67.25"	T.B.A.

PINS AND CLIPS INCLUDED IN CYLINDER PRICE – STANDARD 2.00" DIAM.



ALFORD "GREENLINE" SERIES 2000 HYDRAULIC CYLINDERS

MODEL	BORE	STROKE	ROD DIAM.	CLOSED CENTRE	WEIGHT KG
GS15A02	1.50"	2"	0.75"	10.00"	2.90
GS15A03	1.50"	3"	0.75"	11.00"	3.15
GS15A04	1.50"	4"	0.75"	12.00"	3.40
GS15A06	1.50"	6"	0.75"	14.00"	3.90
GS15A08	1.50"	8"	0.75"	16.00"	4.40
GS15A10	1.50"	10"	0.75"	18.00"	4.90
GS15A12	1.50"	12"	0.75"	20.00"	5.40
GS15A16	1.50"	16"	0.75"	24.00"	6.40
GS15A18	1.50"	18"	0.75"	26.00"	6.90
GS15A20	1.50"	20"	0.75"	28.00"	7.40
GS15A24	1.50"	24"	0.75"	32.00"	8.40

PINS AND CLIPS INCLUDED IN CYLINDER PRICE – STANDARD 1/2" DIAM.

GS20A02	2.00"	2"	1.25"	14.25"	7.40
GS20A04	2.00"	4"	1.25"	16.25"	8.20
GS20A06	2.00"	6"	1.25"	18.25"	9.00
GS20A08	2.00"	8"	1.25"	20.25"	9.80
GS20A10	2.00"	10"	1.25"	22.25"	10.60
GS20A12	2.00"	12"	1.25"	24.25"	11.40
GS20A14	2.00"	14"	1.25"	26.25"	12.20
GS20A16	2.00"	16"	1.25"	28.25"	13.00
GS20A18	2.00"	18"	1.25"	30.25"	13.80
GS20A20	2.00"	20"	1.25"	32.25"	14.60
GS20A22	2.00"	22"	1.25"	34.25"	15.40
GS20A24	2.00"	24"	1.25"	36.25"	16.20
GS20A26	2.00"	26"	1.25"	38.25"	17.00
GS20A28	2.00"	28"	1.25"	40.25"	17.80
GS20A30	2.00"	30"	1.25"	42.25"	18.60
GS20A36	2.00"	36"	1.25"	48.25"	21.00
GS20A42	2.00"	42"	1.25"	54.25"	23.40
GS20A48	2.00"	48"	1.25"	60.25"	25.30

PINS AND CLIPS INCLUDED IN CYLINDER PRICE – STANDARD 1.00" DIAM.



PRODUCT LIST

EFFECTIVE: APRIL 1, 2011



ALFORD "GREENLINE" SERIES 2000 HYDRAULIC CYLINDERS

MODEL	BORE	STROKE	ROD DIAM.	CLOSED CENTRE	WEIGHT KG
GS25A04	2.50"	4"	1.50"	16.25"	9.75
GS25A06	2.50"	6"	1.50"	18.25"	10.60
GS25A08	2.50"	8"	1.50"	20.25"	11.50
GS25A10	2.50"	10"	1.50"	22.25"	12.40
GS25A12	2.50"	12"	1.50"	24.25"	13.30
GS25A14	2.50"	14"	1.50"	26.25"	14.20
GS25A16	2.50"	16"	1.50"	28.25"	15.00
GS25A18	2.50"	18"	1.50"	30.25"	15.90
GS25A20	2.50"	20"	1.50"	32.25"	16.80
GS25A22	2.50"	22"	1.50"	34.25"	17.70
GS25A24	2.50"	24"	1.50"	36.25"	18.60
GS25A26	2.50"	26"	1.50"	38.25"	19.50
GS25A28	2.50"	28"	1.50"	40.25"	20.40
GS25A30	2.50"	30"	1.50"	42.25"	21.30
GS25A36	2.50"	36"	1.50"	48.25"	23.90
GS25A42	2.50"	42"	1.50"	54.25"	26.50
GS25A48	2.50"	48"	1.50"	60.25"	29.10
GS30A04	3.00"	4"	1.50"	16.25"	12.60
GS30A06	3.00"	6"	1.50"	18.25"	13.70
GS30A08	3.00"	8"	1.50"	20.25"	14.80
GS30A10	3.00"	10"	1.50"	22.25"	15.90
GS30A12	3.00"	12"	1.50"	24.25"	17.00
GS30A14	3.00"	14"	1.50"	26.25"	18.10
GS30A16	3.00"	16"	1.50"	28.25"	19.25
GS30A18	3.00"	18"	1.50"	30.25"	20.35
GS30A20	3.00"	20"	1.50"	32.25"	21.50
GS30A22	3.00"	22"	1.50"	34.25"	22.60
GS30A24	3.00"	24"	1.50"	36.25"	23.70
GS30A26	3.00"	26"	1.50"	38.25"	24.80
GS30A28	3.00"	28"	1.50"	40.25"	26.00
GS30A30	3.00"	30"	1.50"	42.25"	27.10
GS30A36	3.00"	36"	1.50"	48.25"	30.50
GS30A42	3.00"	42"	1.50"	54.25"	33.80
GS30A48	3.00"	48"	1.50"	60.25"	37.15

PINS AND CLIPS INCLUDED IN CYLINDER PRICE – STANDARD 1.00" DIAM.



PRODUCT LIST

EFFECTIVE: APRIL 1, 2011


ALFORD "GREENLINE" SERIES 2000 HYDRAULIC CYLINDERS

MODEL	BORE	STROKE	ROD DIAM.	CLOSED CENTRE	WEIGHT KG
GS35A06	3.50"	6"	1.75"	18.25"	22.00
GS35A08	3.50"	8"	1.75"	20.25"	23.60
GS35A10	3.50"	10"	1.75"	22.25"	24.80
GS35A12	3.50"	12"	1.75"	24.25"	26.40
GS35A16	3.50"	16"	1.75"	28.25"	29.20
GS35A18	3.50"	18"	1.75"	30.25"	30.60
GS35A20	3.50"	20"	1.75"	32.25"	32.00
GS35A24	3.50"	24"	1.75"	36.25"	34.80
GS35A30	3.50"	30"	1.75"	42.25"	39.00
GS35A36	3.50"	36"	1.75"	48.25"	43.20
GS35A42	3.50"	42"	1.75"	54.25"	47.40
GS35A48	3.50"	48"	1.75"	60.25"	51.60
GS40A08	4.00"	8"	1.75"	20.25"	23.00
GS40A12	4.00"	12"	1.75"	24.25"	26.00
GS40A16	4.00"	16"	1.75"	28.25"	29.00
GS40A18	4.00"	18"	1.75"	30.25"	30.50
GS40A20	4.00"	20"	1.75"	32.25"	32.00
GS40A24	4.00"	24"	1.75"	36.25"	35.00
GS40A30	4.00"	30"	1.75"	42.25"	39.50
GS40A36	4.00"	36"	1.75"	48.25"	44.00
GS40A42	4.00"	42"	1.75"	54.25"	48.50
GS40A48	4.00"	48"	1.75"	60.25"	53.00

PINS AND CLIPS INCLUDED IN CYLINDER PRICE – STANDARD 1.00" DIAM.

GS50A08	5.00"	8"	2.00"	20.25"	30.90
GS50A12	5.00"	12"	2.00"	24.25"	34.70
GS50A16	5.00"	16"	2.00"	28.25"	38.50
GS50A18	5.00"	18"	2.00"	30.25"	40.40
GS50A20	5.00"	20"	2.00"	32.25"	42.30
GS50A24	5.00"	24"	2.00"	36.25"	46.10
GS50A30	5.00"	30"	2.00"	42.25"	51.80
GS50A36	5.00"	36"	2.00"	48.25"	57.50
GS50A42	5.00"	42"	2.00"	54.25"	63.20
GS50A48	5.00"	48"	2.00"	60.25"	68.90

PRODUCT LIST

EFFECTIVE: APRIL 1, 2011



ALFORD "TOPLINK" SERIES 2000 CYLINDERS

MODEL	BORE	STROKE	ROD DIAM.	CLOSED CENTRE	WEIGHT KG
TS20A06	2.00"	6"	1.25"	18.25"	8.20
TS20A08	2.00"	8"	1.25"	20.25"	9.00
TS20A10	2.00"	10"	1.25"	22.25"	9.80
TS20A12	2.00"	12"	1.25"	24.25"	10.60
TS20A16	2.00"	16"	1.25"	28.25"	12.20
TS20A18	2.00"	18"	1.25"	30.25"	12.95
TS25A06	2.50"	6"	1.50"	18.25"	10.65
TS25A08	2.50"	8"	1.50"	20.25"	11.50
TS25A10	2.50"	10"	1.50"	22.25"	12.35
TS25A12	2.50"	12"	1.50"	24.25"	13.20
TS25A16	2.50"	16"	1.50"	28.25"	14.90
TS25A18	2.50"	18"	1.50"	30.25"	15.75
TS30A06	3.00"	6"	1.50"	18.25"	12.10
TS30A08	3.00"	8"	1.50"	20.25"	13.20
TS30A10	3.00"	10"	1.50"	22.25"	14.30
TS30A12	3.00"	12"	1.50"	24.25"	15.40
TS30A16	3.00"	16"	1.50"	28.25"	17.60
TS30A18	3.00"	18"	1.50"	30.25"	18.70

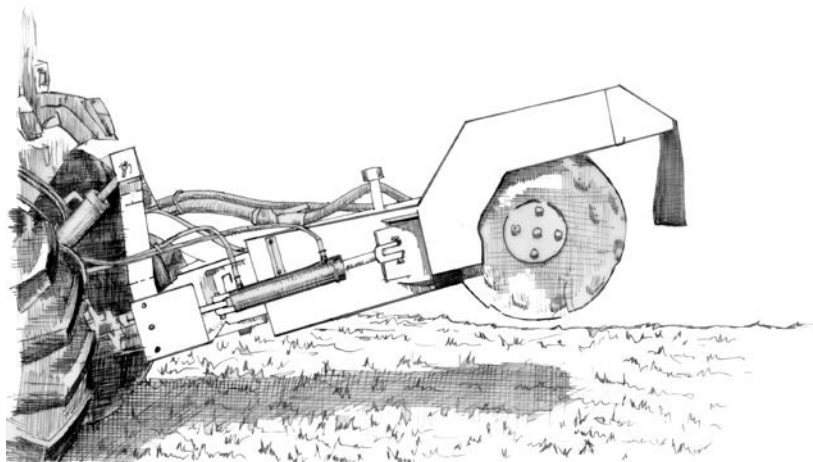
FEATURES

- * CATEGORY 1 OR 2 (OR COMBINATION) BALL ENDS - CAT. 2 STANDARD.
- * FORGED STEEL BALL ENDS.
- * PORTS - 3/4" UN O RING (SAE #8).
- * "A" OR "B" PORT POSITIONS CAN BE SPECIFIED – STOCKED IN "A".
- * PINS AND CLIPS ARE NOT INCLUDED IN ABOVE PRICES.

PORT OPTIONS

"A" - WELDED 90 DEG. TO THE PINS.

"B" - WELDED PARALLEL TO THE PINS





ALFORD “PINEYE” HYDRAULIC CYLINDERS

MODEL	BORE	STROKE	ROD DIAM.	CLOSED CENTRE	WEIGHT KG
PE25B12	2.50"	12"	1.50"	24.25"	15.15
PE25B16	2.50"	16"	1.50"	28.25"	16.00
PE25B18	2.50"	18"	1.50"	30.25"	16.85
PE25B20	2.50"	20"	1.50"	32.25"	17.70
PE25B24	2.50"	24"	1.50"	36.25"	19.40
PE30B12	3.00"	12"	1.50"	24.25"	17.30
PE30B16	3.00"	16"	1.50"	28.25"	18.40
PE30B18	3.00"	18"	1.50"	30.25"	19.50
PE30B20	3.00"	20"	1.50"	32.25"	20.60
PE30B24	3.00"	24"	1.50"	36.25"	22.80

PIN EYE DIMENSIONS

2.75" LONG (70.00mm) – ROD AND BASE ENDS
 2.00" O.D. (50.00mm)
 1.25" I.D. (31.75mm) – PIN PROVISION (PINS NOT SUPPLIED)


PORTS

3/4" UN O RING (SAE #8)



FEATURES

- * FULLY SERVICABLE – THREADED GLAND CAPNUT FOR EASY MAINTENANCE.
- * MICRO – FINISHED HONED CYLINDER TUBING.
- * HIGH QUALITY “BLACKLINE” SERIES COMPONENTRY AND SEALING SYSTEM.
- * GREASE NIPPLE INCLUDED IN EYE MOUNTS.
- * OVERCENTRE VALVES CAN BE EXTERNALLY FITTED AS OPTION. FOR PRICING PLEASE CONSULT ALFORD SALES OFFICES.





ALFORD "VERSALINE" HYDRAULIC CYLINDERS

MODEL	BORE	STROKE	ROD DIAM.	CLOSED CENTRE	DIM.** L	WEIGHT KG
VL2502	2.50"	2"	1.50"	11.20"	2.905"	6.35
VL2504	2.50"	4"	1.50"	13.20"	2.905"	7.20
VL2506	2.50"	6"	1.50"	15.20"	2.905"	8.05
VL2508	2.50"	8"	1.50"	17.20"	2.905"	8.90
VL2510	2.50"	10"	1.50"	19.20"	2.905"	9.80
VL2512	2.50"	12"	1.50"	21.20"	2.905"	10.70
VL2514	2.50"	14"	1.50"	23.20"	2.905"	11.60
VL2516	2.50"	16"	1.50"	25.20"	2.905"	12.50
VL2518	2.50"	18"	1.50"	27.20"	2.905"	13.40
VL2520	2.50"	20"	1.50"	29.20"	2.905"	14.30
VL2524	2.50"	24"	1.50"	33.20"	2.905"	16.00
VL2530	2.50"	30"	1.50"	39.20"	2.905"	18.60
VL2536	2.50"	36"	1.50"	45.20"	2.905"	21.20
VL3004	3.00"	4"	1.50"	13.20"	2.905"	10.00
VL3006	3.00"	6"	1.50"	15.20"	2.905"	11.10
VL3008	3.00"	8"	1.50"	17.20"	2.905"	12.20
VL3010	3.00"	10"	1.50"	19.20"	2.905"	13.30
VL3012	3.00"	12"	1.50"	21.20"	2.905"	14.40
VL3014	3.00"	14"	1.50"	23.20"	2.905"	15.50
VL3016	3.00"	16"	1.50"	25.20"	2.905"	16.60
VL3018	3.00"	18"	1.50"	27.20"	2.905"	17.70
VL3020	3.00"	20"	1.50"	29.20"	2.905"	18.80
VL3024	3.00"	24"	1.50"	33.20"	2.905"	21.00
VL3030	3.00"	30"	1.50"	39.20"	2.905"	24.30
VL3036	3.00"	36"	1.50"	45.20"	2.905"	27.60
VL3508	3.50"	8"	1.75"	17.20"	2.905"	15.80
VL3512	3.50"	12"	1.75"	21.20"	2.905"	18.60
VL3516	3.50"	16"	1.75"	25.20"	2.905"	21.40
VL3518	3.50"	18"	1.75"	27.20"	2.905"	22.80
VL3520	3.50"	20"	1.75"	29.20"	2.905"	24.20
VL3524	3.50"	24"	1.75"	33.20"	2.905"	27.00
VL4008	4.00"	8"	1.75"	17.20"	2.905"	18.00
VL4012	4.00"	12"	1.75"	21.20"	2.905"	21.00
VL4016	4.00"	16"	1.75"	25.20"	2.905"	24.00
VL4018	4.00"	18"	1.75"	27.20"	2.905"	25.50
VL4020	4.00"	20"	1.75"	29.20"	2.905"	27.00
VL4024	4.00"	24"	1.75"	33.20"	2.905"	30.00

****DIMENSION "L" - EXPOSED ROD LENGTH FROM CAP NUT - FOR OTHER DIMENSIONS REFER "BLACKLINE" PRODUCT BROCHURE. BUTT END PISTON ROD**



PRODUCT LIST

EFFECTIVE: APRIL 1, 2011



ALFORD "TITAN" SERIES 2000 HYDRAULIC CYLINDERS

MODEL	BORE	STROKE	ROD DIAM.	CLOSED CENTRE	WEIGHT KG
TR30A08	3.00"	8"	1.25"	20.25"	16.00
TR325A08	3.25"	8"	1.25"	20.25"	18.00
TR35A08	3.50"	8"	1.25"	20.25"	20.00
TR375A08	3.75"	8"	1.37"	20.25"	22.00
TR40A08	4.00"	8"	1.37"	20.25"	24.00
TR425A08	4.25"	8"	1.37"	20.25"	25.00
TR45A08	4.50"	8"	1.50"	20.25"	27.00
TR475A08	4.75"	8"	1.50"	20.25"	28.00
TR50A08	5.00"	8"	1.50"	20.25"	30.00
TR30A12	3.00"	12"	1.25"	24.25"	18.00
TR325A12	3.25"	12"	1.25"	24.25"	20.00
TR35A12	3.50"	12"	1.25"	24.25"	22.00
TR375A12	3.75"	12"	1.37"	24.25"	23.00
TR40A12	4.00"	12"	1.37"	24.25"	26.00
TR425A12	4.25"	12"	1.37"	24.25"	27.00
TR45A12	4.50"	12"	1.50"	24.25"	29.00
TR475A12	4.75"	12"	1.50"	24.25"	30.00
TR50A12	5.00"	12"	1.50"	24.25"	33.00

PINS AND CLIPS INCLUDED IN PRICE – STANDARD PINS 1.00" O.D

FEATURES

- * DESIGNED TO ASAE STANDARD.
- * TWO PIECE HALLITE TYPE 714 SEAL CONSISTING OF A REINFORCED, HEAT STABILISED THERMOPLASTIC SEALING RING AND AN SQUARE SECTION ELASTOMERIC ENERGISER.
- * DUAL HALLITE TYPE 533 TRAILING WEAR RINGS OFFER MAXIMUM SUPPORT AGAINST INDUCED SIDE LOAD CONDITIONS AND ARE SPECIALLY BONDED FOR IMPROVED IMPACT, FLEXURAL AND COMPRESSION STRENGTH.
- * GRADE 4140 HIGH TENSILE CHROME ROD AND GRADE 4140 RETAINING NUT COUPLED WITH THREADED PISTON TO ROD FOR MAXIMUM STRENGTH AND DURABILITY.
- * INCREASED BEARING LENGTH OF GLAND AND PISTON FOR MAXIMUM STABILITY AT FULL ROD EXTENSION.

PORTS

3/4" UN O RING (SAE #8).
"A" OR "B" PORT POSITIONS CAN BE SPECIFIED – STOCKED IN "A".

NO MECHANICAL DEPTH STOPS ARE AVAILABLE FOR THIS SERIES.
OTHER STROKES CAN BE MANUFACTURED ON REQUEST.



PRODUCT LIST

EFFECTIVE: APRIL 1, 2011



ALFORD "TITAN" SERIES 2000 HYDRAULIC CYLINDERS

MODEL	BORE	STROKE	ROD DIAM.	CLOSED CENTRE	WEIGHT KG
TH30A08	3.00"	8"	1.25"	20.25"	16.00
TH325A08	3.25"	8"	1.25"	20.25"	18.00
TH35A08	3.50"	8"	1.25"	20.25"	20.00
TH375A08	3.75"	8"	1.37"	20.25"	22.00
TH40A08	4.00"	8"	1.37"	20.25"	24.00
TH425A08	4.25"	8"	1.37"	20.25"	25.00
TH45A08	4.50"	8"	1.50"	20.25"	27.00
TH475A08	4.75"	8"	1.50"	20.25"	28.00
TH50A08	5.00"	8"	1.50"	20.25"	30.00
TH525A08	5.25"	8"	1.625"	20.25"	33.00
TH550A08	5.50"	8"	1.625"	20.25"	34.00
TH30A12	3.00"	12"	1.25"	24.25"	18.00
TH325A12	3.25"	12"	1.25"	24.25"	20.00
TH35A12	3.50"	12"	1.25"	24.25"	22.00
TH375A12	3.75"	12"	1.37"	24.25"	23.00
TH40A12	4.00"	12"	1.37"	24.25"	26.00
TH425A12	4.25"	12"	1.37"	24.25"	27.00
TH45A12	4.50"	12"	1.50"	24.25"	29.00
TH475A12	4.75"	12"	1.50"	24.25"	30.00
TH50A12	5.00"	12"	1.50"	24.25"	33.00
TH525A12	5.25"	12"	1.625"	24.25"	37.00
TH550A12	5.50"	12"	1.625"	24.25"	38.00

PINS AND CLIPS INCLUDED IN PRICE – STANDARD PINS 1.25" O.D.

FEATURES

- * DESIGNED TO ASAE STANDARD.
- * TWO PIECE HALLITE TYPE 714 SEAL CONSISTING OF A REINFORCED, HEAT STABILISED THERMOPLASTIC SEALING RING AND AN SQUARE SECTION ELASTOMERIC ENERGISER.
- * DUAL HALLITE TYPE 533 TRAILING WEAR RINGS OFFER MAXIMUM SUPPORT AGAINST INDUCED SIDE LOAD CONDITIONS AND ARE SPECIALLY BONDED FOR IMPROVED IMPACT, FLEXURAL AND COMPRESSION STRENGTH.
- * GRADE 4140 HIGH TENSILE CHROME ROD AND GRADE 4140 RETAINING NUT COUPLED WITH THREADED PISTON TO ROD FOR MAXIMUM STRENGTH AND DURABILITY.
- * INCREASED BEARING LENGTH OF GLAND AND PISTON FOR MAXIMUM STABILITY AT FULL ROD EXTENSION.

PORTS

¾" UN O RING (SAE #8).

"A" OR "B" PORT POSITIONS CAN BE SPECIFIED – STOCKED IN "A".

NO MECHANICAL DEPTH STOPS ARE AVAILABLE FOR THIS SERIES.
OTHER STROKES CAN BE MANUFACTURED ON REQUEST.

PRODUCT LIST

EFFECTIVE: APRIL 1, 2011



ALFORD CR SERIES "RE-PHASING" CYLINDERS

MODEL	BORE	STROKE	ROD DIAM.	CLOSED CENTRE	WEIGHT KG
CR30A08	3.00"	8"	1.25"	20.25"	13.40
CR325A08	3.25"	8"	1.25"	20.25"	14.70
CR35A08	3.50"	8"	1.25"	20.25"	16.40
CR375A08	3.75"	8"	1.37"	20.25"	18.00
CR40A08	4.00"	8"	1.37"	20.25"	19.20
CR425A08	4.25"	8"	1.37"	20.25"	21.00
CR45A08	4.50"	8"	1.50"	20.25"	23.40
CR475A08	4.75"	8"	1.50"	20.25"	24.60
CR50A08	5.00"	8"	1.50"	20.25"	26.00
CR30A12	3.00"	12"	1.25"	24.25"	15.40
CR325A12	3.25"	12"	1.25"	24.25"	16.70
CR35A12	3.50"	12"	1.25"	24.25"	18.60
CR375A12	3.75"	12"	1.37"	24.25"	20.40
CR40A12	4.00"	12"	1.37"	24.25"	21.70
CR425A12	4.25"	12"	1.37"	24.25"	23.60
CR45A12	4.50"	12"	1.50"	24.25"	26.00
CR475A12	4.75"	12"	1.50"	24.25"	27.50
CR50A12	5.00"	12"	1.50"	24.25"	29.00
MDS 125	MECHANICAL DEPTH STOP				0.80
MDS 137	MECHANICAL DEPTH STOP				0.80
MDS 150	MECHANICAL DEPTH STOP				0.80

PINS AND CLIPS INCLUDED IN PRICE – STANDARD PINS 1.00" O.D.

FEATURES

- * DESIGNED TO ASAE STANDARD.
- * TWO PIECE HALLITE TYPE 714 SEAL CONSISTING OF A REINFORCED, HEAT STABILISED THERMOPLASTIC SEALING RING AND AN SQUARE SECTION ELASTOMERIC ENERGISER.
- * SINGLE HALLITE TYPE 533 TRAILING WEAR RINGS OFFER MAXIMUM SUPPORT AGAINST INDUCED SIDE LOAD CONDITIONS AND ARE SPECIALLY BONDED FOR IMPROVED IMPACT, FLEXURAL AND COMPRESSION STRENGTH.
- * GRADE 4140 HIGH TENSILE CHROME ROD AND GRADE 4140 RETAINING NUT COUPLED WITH THREADED PISTON TO ROD FOR MAXIMUM STRENGTH AND DURABILITY.

PORTS - 3/4" UN O RING (SAE #8).

"A" OR "B" PORT POSITIONS CAN BE SPECIFIED – STOCKED IN "A".

OTHER STROKES CAN BE MANUFACTURED ON REQUEST.



PRODUCT LIST

EFFECTIVE: APRIL 1, 2011



ALFORD CH SERIES "RE-PHASING" CYLINDERS

MODEL	BORE	STROKE	ROD DIAM.	CLOSED CENTRE	WEIGHT KG
CH30A08	3.00"	8"	1.25"	20.25"	13.40
CH325A08	3.25"	8"	1.25"	20.25"	14.70
CH35A08	3.50"	8"	1.25"	20.25"	16.40
CH375A08	3.75"	8"	1.37"	20.25"	18.00
CH40A08	4.00"	8"	1.37"	20.25"	19.20
CH425A08	4.25"	8"	1.37"	20.25"	21.00
CH45A08	4.50"	8"	1.50"	20.25"	23.40
CH475A08	4.75"	8"	1.50"	20.25"	24.60
CH50A08	5.00"	8"	1.50"	20.25"	26.00
CH30A12	3.00"	12"	1.25"	24.25"	15.40
CH325A12	3.25"	12"	1.25"	24.25"	16.70
CH35A12	3.50"	12"	1.25"	24.25"	18.60
CH375A12	3.75"	12"	1.37"	24.25"	20.40
CH40A12	4.00"	12"	1.37"	24.25"	21.70
CH425A12	4.25"	12"	1.37"	24.25"	23.60
CH45A12	4.50"	12"	1.50"	24.25"	26.00
CH475A12	4.75"	12"	1.50"	24.25"	27.50
CH50A12	5.00"	12"	1.50"	24.25"	29.00
MDS 125	MECHANICAL DEPTH STOP				0.80
MDS 137	MECHANICAL DEPTH STOP				0.80
MDS 150	MECHANICAL DEPTH STOP				0.80

PINS AND CLIPS INCLUDED IN PRICE – STANDARD PINS 1.25" O.D.

FEATURES

- * DESIGNED TO ASAE STANDARD.
- * TWO PIECE HALLITE TYPE 714 SEAL CONSISTING OF A REINFORCED, HEAT STABILISED THERMOPLASTIC SEALING RING AND AN SQUARE SECTION ELASTOMERIC ENERGISER.
- * SINGLE HALLITE TYPE 533 TRAILING WEAR RINGS OFFER MAXIMUM SUPPORT AGAINST INDUCED SIDE LOAD CONDITIONS AND ARE SPECIALLY BONDED FOR IMPROVED IMPACT, FLEXURAL AND COMPRESSION STRENGTH.
- * GRADE 4140 HIGH TENSILE CHROME ROD AND GRADE 4140 RETAINING NUT COUPLED WITH THREADED PISTON TO ROD FOR MAXIMUM STRENGTH AND DURABILITY.

PORTS - 3/4" UN O RING (SAE #8).

"A" OR "B" PORT POSITIONS CAN BE SPECIFIED – STOCKED IN "A".

OTHER STROKES CAN BE MANUFACTURED ON REQUEST.



PRODUCT LIST

EFFECTIVE: APRIL 1, 2011



ALFORD CYLINDER SPARE PARTS

PART No.

PART NO.

PISTON SEALS - AR

R8672SDW - 2.50"
R10984SDW - 3.00"
R4378SDW - 3.50
R14077SDW - 4.00"
R4488BSDW - 4.50"
R4430ASDW - 5.00"
R13670SDW - 6.00"
6504250 - 4.50" NARROW
6500650 - 5.00" NARROW

WEAR RINGS - GF SERIES - PH / PS

PH300
PH325
PH350
PH375
PH400
PH425
PH450
PH475
PH500

PISTON SEAL - GS

GS150
GS200
GS250
GS300
GS35
GS400
GS500

PISTON SEALS - TYPE 770 - PH / PS

PH300
PH325
PH350
PH375
PH400
PH425
PH450
PH475
PH500

PISTON SEALS - CR / TITAN

CC300
CC325
CC350
CC375
CC400
CC425
CC450
CC475
CC500
CC525
CC550

ROD WIPERS

AR0750
AR0875
AR1250
AR1375
AR1500
AR1625
AR1750
AR2000
AR2250
AR2500
AR3000
AR3500
AR4000

WEAR RINGS - TYPE 533 - CR / TITAN

300
325
350
375
400
425
450
475
500
525
550

CANNED WIPERS

PH125-12334
PH137-13529
PH150-14840

CAP NUT WIPERS

8884110 – 1.250" ØROD
8884310 – 1.375" ØROD
8884410 – 1.500" ØROD
8884500 – 1.625" Ø ROD

PRODUCT LIST

EFFECTIVE: APRIL 1, 2011



ALFORD CYLINDER SPARE PARTS

PART No.	GST EXCLUSIVE PRICE	PART NO.
<u>GLAND SEALS</u>		<u>BACK UPS</u>
4345100-750		BU326
4442500-0875		BU330
4512100-1625		BU334
H12500750-125		BU336
H12500875-125		BU338
H18701250-187		BU340
H18701375-187		BU342
H25001500-250		BU344
H25001750-250		BU346
H25002000-250		BU350
H25002250-250		BU352
H25002500-250		BU354
H25003000-250		BU425
H25002000-375 - TYPE 621		BU433
H25002250-375 - TYPE 621		
H25002500-375 - TYPE 621		
H25003000-375 - TYPE 621		
H25004000-375 - TYPE 621		
<u>O RINGS</u>		<u>SEAL KITS - NARROW PISTON - AR SERIES</u>
BS111		AR450 2.00" ROD
BS212		AR450 2.25" ROD
BS214		AR450 2.50" ROD
BS216		AR450 3.00" ROD
BS218		AR500 2.00" ROD
BS220		AR500 2.25" ROD
BS222		AR500 2.50" ROD
BS223		AR500 3.00" ROD
BS326		
BS330		
BS334		
BS336		
BS338		
BS340		
BS342		
BS344		
BS346		
BS348		
BS350		
BS352		
BS354		
BS425		
BS433		
<u>BACK UPS</u>		<u>SEAL KITS - STD PISTON - AR SERIES</u>
BU218		AR250 1.25" ROD
		AR250 1.50" ROD
		AR300 1.25" ROD
		AR300 1.50" ROD
		AR300 1.75" ROD
		AR300 2.00" ROD
		AR350 1.50" ROD
		AR350 1.75" ROD
		AR350 2.00" ROD
		AR350 2.25" ROD
		AR350 2.50" ROD
		AR400 1.50" ROD
		AR400 1.75" ROD
		AR400 2.00" ROD
		AR400 2.25" ROD
		AR400 2.50" ROD

PRODUCT LIST

EFFECTIVE: APRIL 1, 2011



ALFORD CYLINDER SPARE PARTS

PART No.

PART NO.

SEAL KITS - STANDARD - AR SERIES

AR500 1.50" ROD
AR500 1.75" ROD
AR500 2.00" ROD
AR500 2.25" ROD
AR500 2.50" ROD
AR500 3.00" ROD
AR600 2.50" ROD
AR600 3.00" ROD
AR600 4.00" ROD

SEAL KITS - HD50 - AR SERIES

HD500 2.00" ROD
HD500 2.25" ROD
HD500 2.50" ROD
HD500 3.00" ROD

SEAL KITS - STANDARD - GS SERIES

GS150 0.750" Ø ROD
GS150 0.875" Ø ROD
GS200
GS250
GS300
GS350
GS400
GS500

SEAL KITS

PH300
PH325
PH350
PH375
PH400
PH425
PH450
PH475
PH500

SEAL KITS - INCLUDES CANNED WIPER

PS300 CW
PS325 CW
PS350 CW
PS375 CW
PS400 CW
PS425 CW
PS450 CW
PS475 CW
PS500 CW

SEAL KITS - INCLUDES CAP NUT WIPERS

CR300
CR325
CR350
CR375
CR400
CR425
CR450
CR475
CR500

SEAL KITS - INCLUDES CAP NUT WIPERS

TR300
TR325
TR350
TR375
TR400
TR425
TR450
TR475
TR500
TR525
TR550

GLANDS - NOMINATE ROD DIAM.

GL150
GL200

AR250
AR300
AR350
AR400
AR450
AR500
AR600

PH300 - 1250
PH325 - 1250
PH350 - 1250
PH375 - 1375
PH400 - 1375
PH425 - 1375
PH450 - 1500
PH475 - 1500
PH500 - 1500

PRODUCT LIST

EFFECTIVE: APRIL 1, 2011



ALFORD CYLINDER SPARE PARTS

PART No.

PART NO.

GLANDS

TR300 - 1250
TR325 - 1250
TR350 - 1250
TR375 - 1375
TR400 - 1375
TR425 - 1375
TR450 - 1500
TR475 - 1500
TR500 - 1500
TR525 - 1625
TR550 - 1625

PISTONS - GL / GS SERIES

GL150
GL200
GL250
GL300
GL350
GL400

GS150
GS200
GS250
GS300
GS350
GS400
GS500

AR250 *
AR300 *
AR350 *
AR400 *
AR450 *
AR500 *
AR600 *

* NOMINATE SPIGOT SIZE

PH300 - 0875
PH325 - 0875
PH350 - 0875
PH375 - 0875
PH400 - 0875
PH425 - 0875
PH450 - 1000
PH475 - 1000
PH500 - 1000

PISTONS

PS300 - 1000
PS325 - 1000
PS350 - 1000
PS375 - 1000
PS400 - 1000
PS425 - 1000
PS450 - 1125
PS475 - 1125
PS500 - 1125

CR300 - 1000
CR325 - 1000
CR350 - 1000
CR375 - 1000
CR400 - 1000
CR425 - 1000
CR450 - 1125
CR475 - 1125
CR500 - 1125

TR300 - 1000
TR325 - 1000
TR350 - 1000
TR375 - 1000
TR400 - 1000
TR425 - 1000
TR450 - 1125
TR475 - 1125
TR500 - 1125
TR525 - 1125
TR550 - 1125

CAP NUTS

GL150
GL200

AR250
AR300
AR350
AR400
AR450
AR500
HD500
AR600

PRODUCT LIST

EFFECTIVE: APRIL 1, 2011



ALFORD CYLINDER SPARE PARTS

PART No.

PART NO.

CAP NUTS

PH300
PH325
PH350
PH375
PH400
PH425
PH450
PH475
PH500
PH525
PH550

PISTON RODS

AR1502
AR1504
AR1506
AR1508
AR1510
AR1512
AR1514
AR1516
AR1518
AR1520
AR1522
AR1524
AR1526
AR1528
AR1530
AR1536
AR1542
AR1548
AR1560
AR1566
AR1572

ROD CLEVIS - NOMINATE PIN & THREAD SIZE *

GL150
GS150

AR251
AR252
AR253 *
AR256

CLEVIS PINS - INCLUDES R CLIPS / CIRCLIP

GS0500 - CIRCLIP
GL0500

AR099
AR100
AR101
AR102
AR200 - CIRCLIP

LOCK NUTS

GL0625
AR0750
AR0875
AR1000-4140
AR1125-4140
AR1500
AR2000

AR17508
AR17510
AR17512
AR17514
AR17516
AR17518
AR17520
AR17524
AR17530
AR17536
AR17542
AR17548
AR17560
AR17566
AR17572

AR20008
AR20012
AR20016
AR20018
AR20020
AR20024
AR20030
AR20036

R CLIPS

B9
B12
B13

PRODUCT LIST

EFFECTIVE: APRIL 1, 2011



ALFORD CYLINDER SPARE PARTS

PART No.

PART NO.

PISTON RODS

**AR20042
AR20048
AR20060
AR20066
AR20072**

**GL07502
GL07504
GL07506
GL07508
GL07510
GL07512
GL07514
GL07516
GL07518
GL07520
GL07524**

**GS07502
GS07504
GS07506
GS07508
GS07510
GS07512
GS07514
GS07516
GS07518
GS07520
GS07524**

**GL12502
GL12504
GL12506
GL12508
GL12510
GL12512
GL12514
GL12516
GL12518
GL12520
GL12522
GL12524
GL12526
GL12528
GL12530
GL12536
GL12542
GL12548
GL12554
GL12560
GL12566
GL12572**

PRODUCT LIST

EFFECTIVE: APRIL 1, 2011



ALFORD CYLINDER SPARE PARTS

PART No.	GST EXCLUSIVE PRICE	PART NO.	GST EXCLUSIVE PRICE
<u>PISTON RODS *</u>		<u>PISTON RODS *</u>	
PG12512	GRIZZLY	CR12508	
PG13712	GRIZZLY	CR12512	
PG1512	GRIZZLY	CR12516	
		CR12518	
PH12506			
PH12508		CR13708	
PH12512		CR13712	
PH13708		CR13716	
PH13712		CR13718	
PH1508			
PH1512		CR1508	
		CR1512	
PS12508	REFER CR RODS	CR1516	
PS12512	REFER CR RODS	CR1518	
PS1308			
PS1312			
PS13716			
PS13718			
PS1508			
PS1512			
PS1516			
PS1518			
TR12508			
TR12512			
TR12516			
TR12518			
TR13708			
TR13712			
TR13716			
TR13718			
TR1508			
TR1512			
TR1516			
TR1518			
TR16208			
TR16212			

***PG / PH / PS & CR RODS SUPPLIED AS MASTER OR NON MASTER, ADVISE TYPE WHEN ORDERING**

MASTER ROD IS THREADED FOR MECHANICAL DEPTH STOP.

NON MASTER HAS NO THREAD.